



Lead-Free Current Sensing Resistors RLM Series

Document No	TRLM-200S012A
Issued date	2012/12/13
page	1/6

1. Scope :

This specification applied to the products of Lead-Free current sensing resistor of metal foil for Lead-Free RLM series manufactured by TA-I TECHNOLOGY CO., LTD.

2. Type Designation :

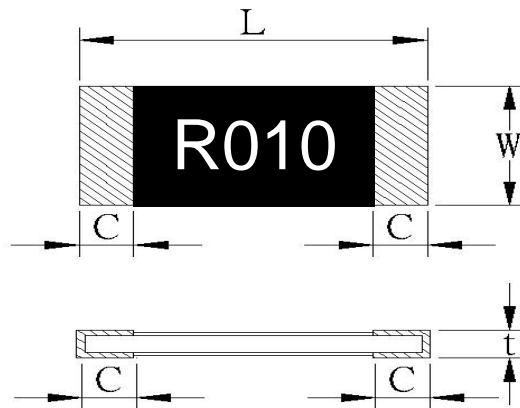
<u>RLM</u> Item	<u>20</u> Series No	<u>F</u> Resistance tolerance	<u>E</u> Packaging	<u>C</u> Power Rating	<u>R010</u> Resistance
20:2010 (5025)	F:±1% G:±2% J:±5%	E: Embossed Tape	I=3/4W D=3/2W S=1/2W C=1W	e.g : R010=10mΩ	

3. Construction and Dimension :

3.1 Construction:



3.2 Dimension:



UNIT : mm

Style	L	W	C	t	Material
RLM20	5.0±0.2	2.5±0.2	0.6±0.3	0.60 ±0.20	Strip : Alloy Over Coating : molding Compound UL-94 grade



Lead-Free Current Sensing Resistors RLM Series

Document No	TRLM-200S012A
Issued date	2012/12/13
page	2/6

4. Features:

Type	RLM20	
Power Rating	3/4W、3/2W、1/2W、1W	
Resistance Value	5~30mΩ	
Operation Temperature Range	-55℃~+170℃	
Temperature Coefficient of Resistance	±100ppm/℃	5mΩ ≤ R ≤ 10mΩ
	±75ppm/℃	R > 10mΩ
Tolerance	±1%, ±2%, ±5%	
Insulation Resistance	Over 100MΩ	
Maximum Working Voltage(V)	(P*R) ^{1/2}	

5. Reliability Tests :

Test Items	Reference standard	Condition of Test	Test Limits
Temperature Coefficient of Resistance	IEC60115-1 4.8 JIS C 5201-1 4.8	+25℃ ~ +125℃	Refer 4.0
Load Life	IEC60115-1 4.25.1 JIS C 5201-1 4.25.1	1000hours at rated power, 70℃, 1.5hours "ON", 0.5hour "OFF"	< ±1%
Short Time Overload	IEC60115-1 4.13 JIS C 5201-1 4.13	5 X rated power for 5s	< ±0.5%
Moisture no Load	IEC60115-1 4.24.2.1a) JIS C 5201-1 4.24.2.1a)	85℃, 85%RH, 1000hrs	< ±1%
Temperature cycle	IEC60115-1 4.19 JIS C 5201-1 4.19	-55℃ & +155℃, 300cycle, 15min per extreme condition	< ±1%
Resistance to Soldering Heat	IEC60115-1 4.18 JIS C 5201-1 4.18	260±5℃ for 10±1 sec	< ±0.5%
Solderability	IEC60115-1 4.17 JIS C 5201-1 4.17	245±5℃, 2±0.5sec	At least 95% of surface area of electrode shall be covered with new solder
High Temperature Exposure	IEC60115-1 4.23.2 JIS C 5201-1 4.23.2	170℃, 1000hrs	< ±1%
Low Temperature Storage	IEC60115-1 4.23.4 JIS C 5201-1 4.23.4	-55℃, 1000hrs	< ±0.5%
Substrate Bending	IEC60115-1 4.33 JIS C 5201-1 4.33	Bending width 2mm	< ±1%
Insulation Resistance	IEC60115-1 4.6 JIS C 5201-1 4.6	100V DC for 1 minute	>100 MΩ



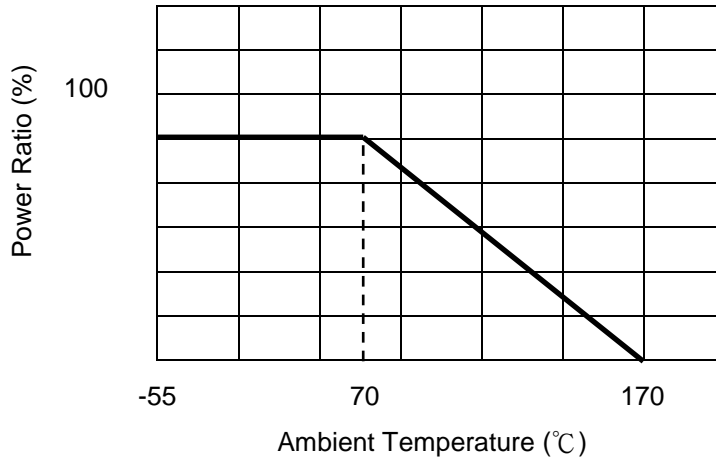
Lead-Free Current Sensing Resistors RLM Series

Document No TRLM-200S012A

Issued date 2012/12/13

page 3/6

5.1 Derating Curve



5.2 Rated Voltage

The rated voltage is calculated by the following fomula:

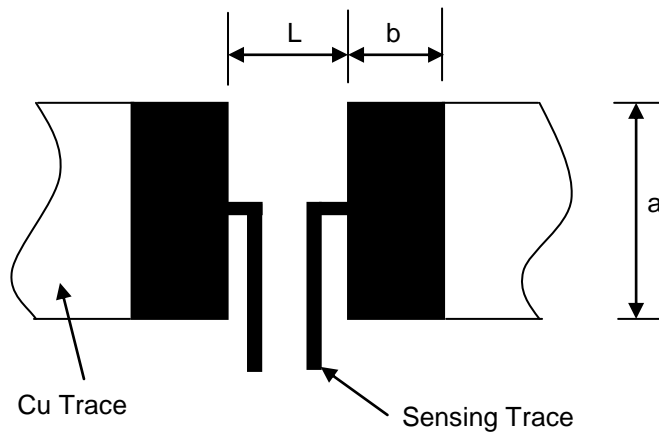
$$V = \sqrt{P \times R}$$

V:Rated Voltage(V)

P:Rated Power(W)

R:Resistance Value(Ω)

6. Recommended Solder Pad Dimension



Resistance Range (Ω)	a	b	L
0.005-0.030	3.4 \pm 0.2	1.5 \pm 0.2	3.5 \pm 0.2

Unit: mm



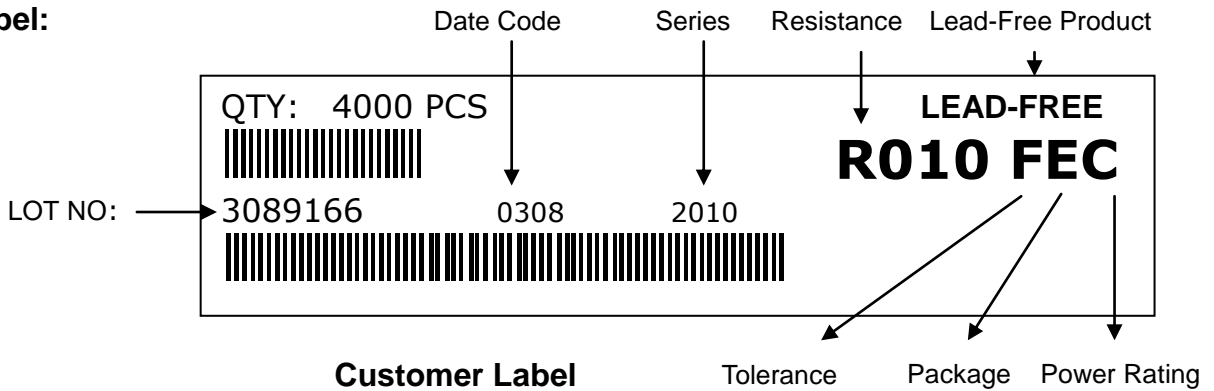
**Lead-Free Current Sensing Resistors
RLM Series**

Document No	TRLM-200S012A
Issued date	2012/12/13
page	4/6

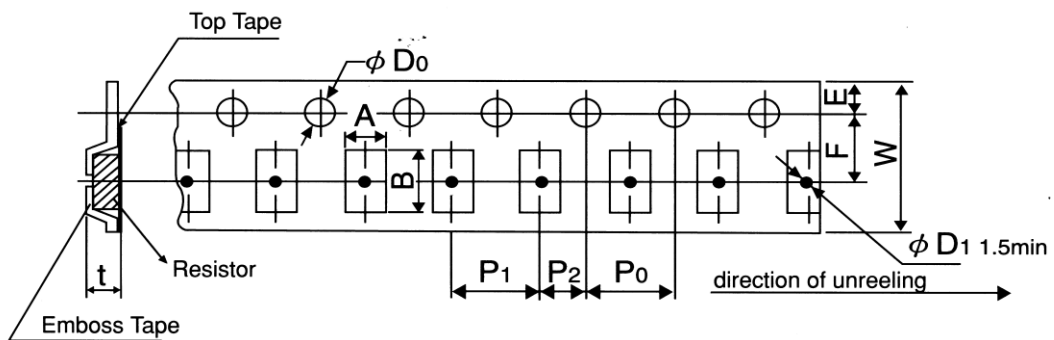
7. Number of Package:

4000 Pieces / package

8. Label:



9. Taping



Packing	Type	A	B	W	F	E	P_1	P_2	P_0	D_0	T
Emboss	RLM20	2.8±0.2	5.3±0.2	12±0.2	5.5±0.05	1.75±0.1	4.0±0.1	2.0±0.05	4.0±0.05	$\phi 1.5$ (+0.1/-0.1)	0.85±0.15

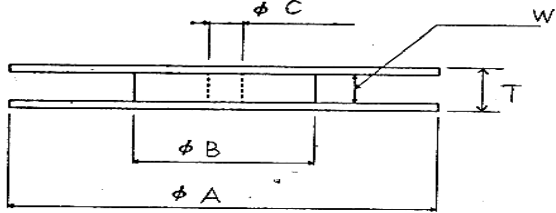
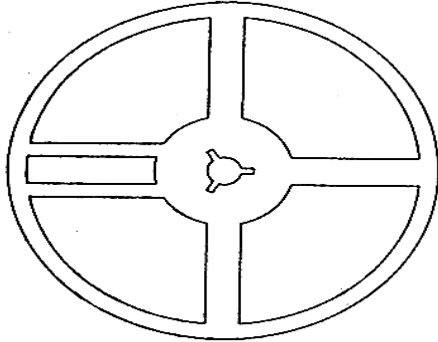
Unit: mm



**Lead-Free Current Sensing Resistors
RLM Series**

Document No	TRLM-200S012A
Issued date	2012/12/13
page	5/6

10. Reel Specification

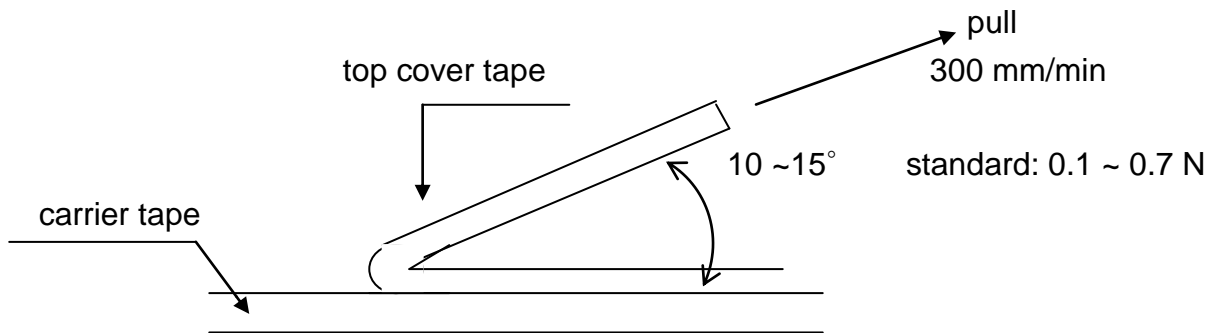


Series	ϕA	ϕB	ϕC	W	T
RLM 20	178.0 \pm 2.0	60.0 \pm 1.0	13.0 \pm 1.0	13.0 \pm 1.0	15.5 \pm 1.0

Unit: mm

11. Peeling Strength of Top Cover Tape

Test Condition: 0.1 to 0.7 N at a peel-off speed of 300 mm / min.



12. Storage Conditions:

Temperature: 5°C ~35°C, Humidity: 40%~75%

13. Shelf Life:

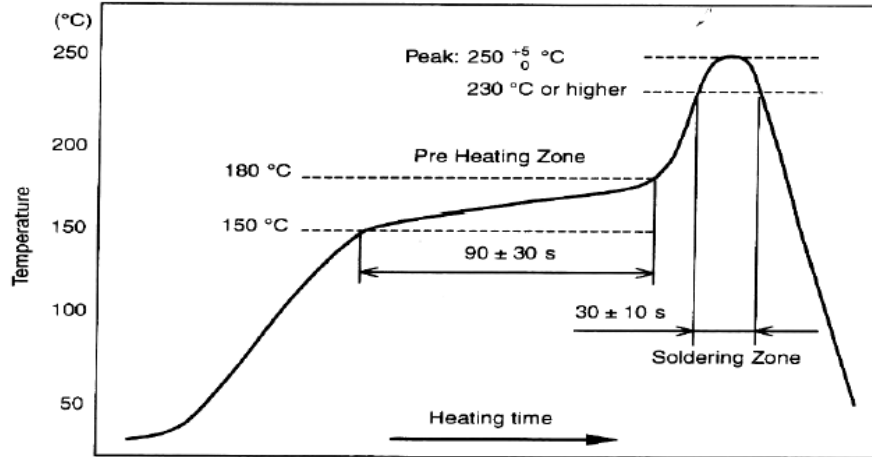
2 years from manufacturing date.



Lead-Free Current Sensing Resistors RLM Series

Document No	TRLM-200S012A
Issued date	2012/12/13
page	6/6

14. Recommend IR – Reflow profile : (solder : Sn96.5 / Ag3 / Cu0.5)



Peak : $260 \begin{matrix} +5 \\ -5 \end{matrix}$ °C , 10 ± 1 sec

Pre – heat Zone : 150 to 180 °C , 90 ± 30 sec

Soldering Zone : 230°C or higher , 30 ± 10 sec

Iron Solder: 350 ± 10 °C , $3 + 1 / - 0$ sec

15. ECN

Engineering Change Notice: The customer will be informed with ECN if there is significant modification on the characteristics and materials described in approval sheet.